





Story Time: The Letter I i

Investigate the imaginative and interesting letter I. There are so many words to explore when talking about the letter I like ice, insect, I, information, ice cream, if, iguana and island.

This week, use your imagination when reading together to talk about what might happen next in the story or figure out another way the story could have ended.

Books to Share Featuring the Letter I



Songs to Sing Together

Itsy Bitsy Monkey (tune of "Itsy Bitsy Spider")

The itsy bitsy monkey
climbed up the coconut tree (have hands climb)
Down came a coconut
and bopped him on his knee (hit knee gently with fist)
Along came his mama,
who kissed away the pain (make kissing noise)
Then the itsy bitsy monkey
climbed up the tree again. (hands climb again)

If You're Happy & You Know It!

If you're happy and you know it, clap your hands!
If you're happy and you know it, clap your hands!
If you're happy and you know it, and you really want to show it;
If you're happy and you know it, clap your hands!
Repeat with stomp your feet, shout hooray! or choose different actions.




Story Time: The Letter I i

Activities with the Letter I

Ice Painting


Turn an ice cube tray into an art pallet with food coloring, water and flour. Follow the link below for the activity.



<https://www.powerfulmothering.com/ice-painting>


I is for Iguana

These steps on this link will help you create an iguana out of the letter I.



<http://totallytots.blogspot.com/2010/01/now-i-know-my-abcs-i-is-for-iguana.html>

Name Insect Cursive Activity For Grades 3 and Up



Use paper, pencil, marker and coloring supplies to create a bug out of your name. Go to this link for information about the craft.

<https://www.woojr.com/name-bugs-writing-craft/>

